

# COLWIN MOTORCYCLES T/A C&C (KENT) LTD

25 Milton Road Sittingbourne ME10 3EX Phone: 01795 472 512

## Lambretta X 300 GP 2025

**£4,899** +OTR

THE NEO MOD



COMING SOON The X series represents a completely new product line, with an innovative design still representing the typical Lambretta DNA. X 300 is the first model of this new series. And it anticipates the new ambitious horizons of success. The shapes were born from a concept conceived by Walter Scheffrahn, President of Lambretta. The X300 is developed as the 'ideal vehicle' of the new generation of Lambretta enthusiasts, anticipating their high expectations in terms of quality and design. The X features sporty and tapered lines, which immediately recall the typical stylistic features of the legendary Lambretta's of the past. The stroke of the design of the steel shells is innovative, with "diamond" lines that still preserve the Lambretta soul and spirit, updating them in a new guise. The fixed fender is maintained, which is a peculiar characteristic of Lambretta. From a technical point of view, the X chassis is a semi-monocoque that combines the shield, footboard and side panels made of steel. Among the various product features; double linkage front suspension and shock absorber; double disc brake; dual-channel ABS; Full LED headlights; the keyless system for starting. For electronic injection, the technical partner is Bosch. X 300 encompasses the Italian spirit but is the result of a collaboration with international technical partners.

## Engine

<b>ENGINE TYPE</b> Single-cylinder , 4-stroke , 4 valves	<b>MAX. TORQUE</b> 24.5Nm @ 6.2500 rpm	<b>ELECTRICAL SYSTEM</b> Bosch	<b>IGNITION</b> electronic
<b>DISPLACEMENT</b> 300cc	<b>FUEL SUPPL</b> E.F.I	<b>CLUTCH</b> automatic	<b>COOLING SYSTEM</b> Liquid Cooled
<b>BORE X STROKE</b> 75 × 62,3 mm	<b>EXHAUST SYSTEM</b> Euro 5 Compliant	<b>GEARBOX</b> Automatic	<b>STARTING</b> Electric
<b>RATED OUTPUT</b> 18.5 kW / 8,250 rpm	<b>CERTIFICATION</b> Euro 5	<b>FINAL DRIVE</b> Belt	<b>PRIMARY DRIVE</b> belt




## Chassis

<b>FRAME</b> steel monocoque chassis	<b>FRONT BRAKE</b> Disc, 220mm	<b>REAR BRAKE</b> Disc, 219mm	<b>REAR RIM TYPE</b> Alloy	<b>FRONT TYRE</b> 120 / 70-12 51M, tubeless	<b>HEADLIGHT LAMP</b> LED
<b>FRONT SUSPENSION</b> Swinging arm with double shock absorber	<b>REAR SUSPENSION</b> Double shock absorber	<b>FRONT RIM TYPE</b> Alloy	<b>REAR RIM DIMENSION</b> 12 inch	<b>REAR TYRE</b> 130 / 70-12 56M, tubeless	

## Dimension

<b>LENGTH</b> 1,922 mm	<b>WIDTH</b> 741 mm	<b>HEIGHT</b> 1,117 mm	<b>UNLADEN WEIGHT</b> 165 kg	<b>USABABLE TANK VOLUME</b> 7L	<b>WHEELBASE</b> 1,370 mm	<b>SEAT HEIGHT</b> 790 mm
---------------------------	------------------------	---------------------------	---------------------------------	-----------------------------------	------------------------------	------------------------------

## Colour Options

 not found or type unknown	 known	 not found or type unknown
SUPER BLACK	GLACIER WHITE	CRAYON GREY

## **Contact us**

### **COLWIN MOTORCYCLES T/A C&C (KENT) LTD**

25 Milton Road 1, Sittingbourne ME10 3EX

Phone: 01795 472 512

Email: [sales@colwins.co.uk](mailto:sales@colwins.co.uk)

Website: [colwinmotorcycles.motogb.co.uk](http://colwinmotorcycles.motogb.co.uk)

## **Working Time**

Monday: Closed

Tuesday: 9.00am - 17.30pm

Wednesday: 9.00am - 17.30pm

Thursday: 9.00am - 17.30pm

Friday: 9.00am - 17.30pm

Saturday: 9.00am - 16:30pm

Sunday: Closed

## **About COLWIN MOTORCYCLES T/A C&C (KENT) LTD**

COLWIN MOTORCYCLES T/A C&C (KENT) LTD is the dealer of new and used motorcycles in Sittingbourne

BENELLI, KEEWAY, LAMBRETTA, SYM